

Respiration and metabolism of warm animals with Cobra SMARTsense



Biology

Animal Physiology / Zoology

General animal physiology



Difficulty level

medium



Group size

2



Preparation time

20 minutes




Execution time

30 minutes

PHYWE
excellence in science

General Information

Application

PHYWE
excellence in science

Experiment set-up

The human being is a mammal and therefore equidistant (homoiothermic/ antiquated: warm-blooded). This means that his body temperature always fluctuates around a certain value, about 37° C, independent of the outside temperature.

Alternating warm (poikilotherm) animals, such as reptiles, amphibians and most insects, have a body temperature that depends on external conditions. Therefore, at the beginning of the day you can see lizards lying on stones in the sun. This physiology saves energy because the temperature does not have to be kept at a level by metabolism.

This experiment investigates the metabolic rate of animals at varying temperatures.

Other information (1/2)

PHYWE
excellence in science

Prior knowledge



The metabolic activity of animals at varying temperatures depends on the outside temperature.

Scientific principle



This experiment is based on the assumption that the metabolic activity of animals with alternating temperatures decreases with the outside temperature. It follows that respiration also decreases at lower temperatures.

Other information (2/2)

PHYWE
excellence in science

Learning objective



In this experiment, the students will investigate animals at varying temperatures.

Tasks



In this experiment, the pupils and students will measure the metabolic activity as a function of the outside temperature by measuring the CO₂-...and observe the emissions.

It is advisable for the pupils and students to bring various animals with them.

Safety instructions

PHYWE
excellence in science

The general instructions for safe experimentation in science lessons apply to this experiment.

Theory

PHYWE
excellence in science

Chemical processes run faster with increasing temperature. This can be seen when comparing how sugar dissolves in iced tea as opposed to hot tea. This principle can be applied to the metabolism, as nothing more than more complex chemical processes take place.

In humans the normal temperature is between 36.3 and 37.4°C. This temperature is maintained at this level by muscle movement and sweating, among other things. However, there are also animals whose body temperature depends on the outside temperature. These include fish, amphibians, reptiles and most insects. This way of life has the advantage that less energy is needed for thermoregulation. However, there is also the disadvantage that movements become slower in cold weather. Temperatures that are too low can also be dangerous because body fluids freeze and crystallise, tearing the cells apart.

The relationship between outside temperature and metabolic activity can be measured by monitoring respiration, as less metabolism means less oxygen is consumed and less carbon dioxide is exhaled.

Equipment

Position	Material	Item No.	Quantity
1	Cobra SMARTsense - Oxygen, 0 ... 20 mg/l (Bluetooth + USB)	12933-01	1
2	Erlenmeyer flask, stopper bed, 250 mlSB 29	MAU-EK17082306	1
3	Rubber stopper,d=32/26mm, 1 hole	39258-18	1
4	measureAPP - the free measurement software for all devices and operating systems	14581-61	1

PHYWE
excellence in science

Structure and implementation

Set-up (1/2)

PHYWE
excellence in science

The Cobra SMARTsense and measureAPP are required to measure the CO₂ content. The app can be downloaded for free from the App Store - QR codes see below. Check whether Bluetooth is activated on your device (tablet, smartphone).



measureAPP für Android
Betriebssysteme



measureAPP für iOS
Betriebssysteme



measureAPP für Tablets / PCs mit
Windows 10

Set-up (2/2)

PHYWE
excellence in science


Crickets in a glass

First place the animal(s) in an Erlenmeyer flask. This is sealed airtight with a stopper through which the measuring device fits.

Clues:

- Here five specimens were used, and the number should remain the same for both test parts
- Mediterranean crickets were used here, but other animals with a warm climate, such as frogs, lizards or fish, are also conceivable

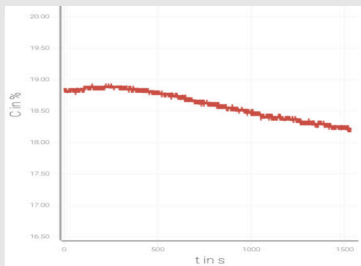
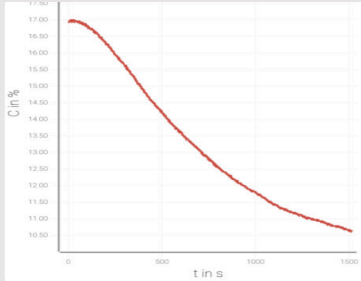
Procedure (1/2)

PHYWE
excellence in science

Experiment set-up

After the sensor has been switched on and connected to the smartphone, the measurement can begin. It is recommended to set the measurement setting to "continuous" and to let the experiment last for about 20-30 minutes. Longer is also possible, but care must be taken to ensure that the animals do not suffocate.

Procedure (2/2)



After the first part of the experiment is completed, the plug should be loosened to return the O_2 level to normal. Then place the test set-up in a cooler place for the same time as for test part 1. A refrigerator is recommended.

When all measurements have been completed, the results should look something like the pictures on the right. The upper picture shows the oxygen consumption under normal conditions, the lower one was measured in the refrigerator. In the lower results, the displayed amplitude was reduced so that the difference can be seen.

PHYWE
excellence in science



Evaluation

Evaluation (1/3)

PHYWE
excellence in science

What is the technical term for alternating heat?

 poikilotherm istotherm homoiotherm exotherm

Evaluation (2/3)

PHYWE
excellence in science

How can organisms influence their body temperature?

 Sunbathing Ice cream Eating Muscle activity Sweating Check

Evaluation (3/3)

What are the advantages of an alternating warmth lifestyle?

- Less chance of freezing to death because they are prepared for their temperature to be low
- More flexible habitats
- Reduced energy consumption
- Less chance of freezing to death, as it cannot become cold enough for these animals to die

✓ Check

Slide	Score/Total
Slide 14: Terminology	0/1
Slide 15: Temperature regulation	0/3
Slide 16: Advantages: warm to change	0/2

Total points  0/6

 Show solutions

 Repeat